

# Mining, Exploration and Geoscience Quarterly Performance Report

Quarter Three 2022

7 October 2022



# Table of Contents

<b>Executive Summary</b>	<b>3</b>
<i>Quarterly Wrap-Up</i>	3
<i>Overview</i>	3
<i>Processing Timeframes</i>	3
<b>Quarter Three 2022</b>	<b>4</b>
<i>Performance Overview</i>	4
<i>Historic Performance Trend</i>	4
<i>Table 1. Service performance for the quarter</i>	5
<b>Average processing time by stage</b>	<b>6</b>
<i>Mineral Exploration Licences</i>	6
<i>Coal Exploration Licences</i>	6
<i>Mineral Mining Leases</i>	6
<i>Coal Mining Leases</i>	7
<b>Average end-to-end processing time by resource</b>	<b>7</b>
<i>Exploration Licences</i>	7
<i>Mining Leases</i>	7
<b>Remaining pending applications</b>	<b>8</b>
<b>Ageing Dealings Project</b>	<b>9</b>
<i>© State of New South Wales through Department of Regional NSW 2022. The information contained in this publication is based on knowledge and understanding at the time of writing 7 October 2022. However, because of advances in knowledge, users are reminded of the need to ensure that the information upon which they rely is up to date and to check the currency of the information with the appropriate officer of the Department Regional NSW or the user's independent adviser.</i>	9

## Executive Summary

---

### Quarterly Wrap-Up

During Quarter 3 2022, Mining, Exploration and Geoscience (MEG) finalised 126 measured title actions. Of these matters, 80% were determined within target timeframes. MEG continues to complete a high volume of work within the new end-to-end outcome Service Deliver Standards (SDS) and reporting.

Consistent with the previous quarter, MEG has made a concerted effort to resolve matters on hand that were received prior to the introduction of the new end-to-end SDS, many of which met previous SDS. In particular, MEG is finalising coal matters received in 2020 in consultation with industry. This will be a continued focus over the coming quarters. This has not impacted overall performance, with determination of matters received in 2022 remaining above 90%.

In addition, since June 2021 until the end of Quarter 3 2022, the Ageing Dealings Project has completed a total of 309 of 662 identified legacy matters. These matters are reported separately on Page 9.

---

### Overview

This report provides a summary of the performance for title assessments and application processing within the Department of Regional NSW's Mining, Exploration and Geoscience (MEG) division for Quarter 3 2022 (1 July 2022 to 30 September 2022).

MEG's performance is reported against the Service Delivery Standards ('target dates') which define target timeframes for the processing of applications under the *Mining Act 1992*. Service Delivery Standards and 'Target dates' are published by MEG at:

<https://www.regional.nsw.gov.au/meg/industry-support/service-delivery-standards>

---

### Processing Timeframes

Processing timeframes for title applications, renewals, transfers, part transfers and changes in control commence when a complete application, including payment of relevant application fees and all required supporting information, is received by MEG. If an application is deficient, the applicant is notified and given 10 business days to submit all required supporting information. Processing timeframes for Stage 1 ends when the applicant is notified of the proposed decision for the application. Processing timeframes for Stage 2 ends when the applicant is notified of the final decision for the application.

Exception management (stop-the-clock) principles apply when circumstances beyond the control of MEG's process prevent the valid assessment of an application. The exception management principles can be found at the link above.

## Quarter Three 2022

### Performance Overview

The following chart (Table 1) details the performance of decisions as measured against the target dates for Quarter 1 2022. The 'target date' represents an end-to-end application process (application to final decision) that incorporates the title instrument being issued as the final step. Table 1 below shows how many applications for grant, renewal, transfer and part transfer were completed within the 'target date' within this quarter, by resource (mineral or coal), and by application type.

During this quarter:

- 30 exploration licences were granted
- 57 exploration licences were renewed
- 4 mining leases were granted
- 28 mining leases were renewed
- 7 transfers were registered

Of these, **80 per cent** met the target timeframe.

### Historic Performance Trend

Figure 1 below shows the historic trend in the reported service delivery standard performance each quarter. Quarter 4 2021 saw the implementation of MEG's new SDS. These SDS now report on end-to-end performance, rather than to proposed decisions, as well as the inclusion of transfer and part transfer applications in the performance report.



Figure 1 – Historic trend of service delivery standard performance (for all application types measured)

Table 1. Service performance for the quarter

Service performance for Quarter 3 – 1 July 2022 to 30 September 2022				
Application type	Total Matters	Met Target Date	Missed Target Date	Service Performance %
<b>MINERAL</b>				
Exploration licence applications	27	22	5	81%
Exploration licence renewals	47	45	2	96%
Assessment lease applications	0	0	0	N/A
Assessment lease renewals	0	0	0	N/A
Mining lease applications	0	0	0	N/A
Mining lease renewals	20	18	2	90%
<b>COAL</b>				
Exploration licence applications	3	2	1	66.67%
Exploration licence renewals	10	3	7	30.00%
Assessment lease applications	0	0	0	N/A
Assessment lease renewals	0	0	0	N/A
Mining lease applications	4	1	3	25.00%
Mining lease renewals	8	3	5	37.50%
<b>OTHER</b>				
Transfers	7	7	0	100%
Part Transfers	0	0	0	N/A
<b>Total</b>	<b>126</b>	<b>101</b>	<b>25</b>	<b>80%</b>

## Average processing time by stage

Figures 2, 3 and 4 below display the average number of days taken to process the applications determined in the quarter, broken down by application category and application stage (from submission to notice of proposed decision, customer acceptance to final notice etc).

### Mineral Exploration Licences

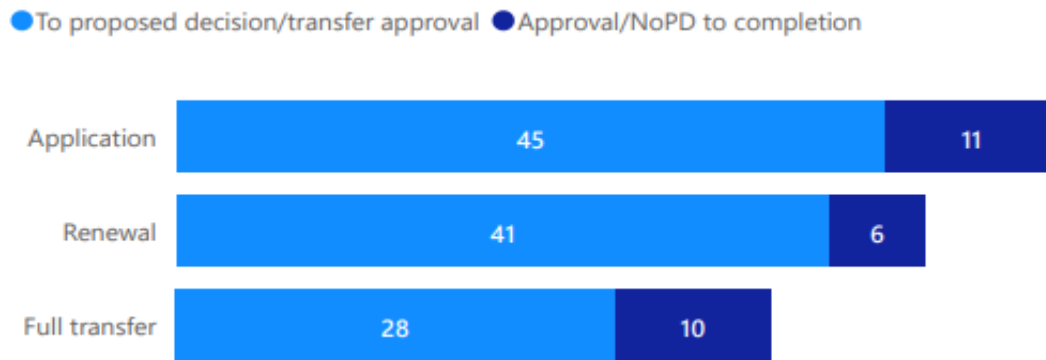


Figure 2 – Average processing days for mineral exploration titles by application stage

### Coal Exploration Licences

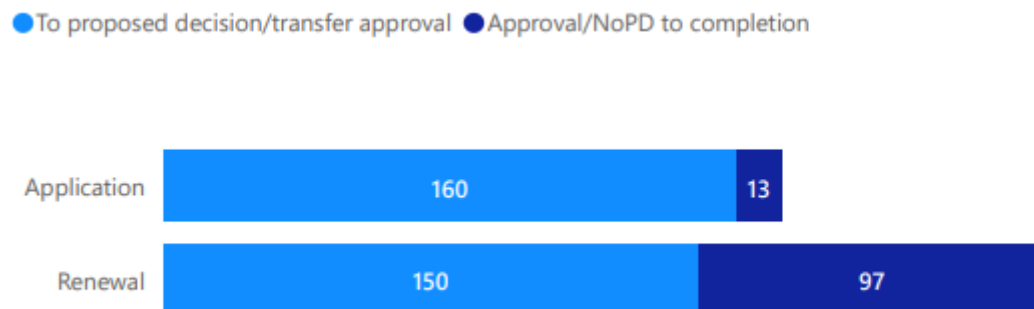


Figure 3 – Average processing days for coal exploration titles by application stage

### Mineral Mining Leases




Figure 4 – Average processing days for mineral mining titles by application stage

## Coal Mining Leases

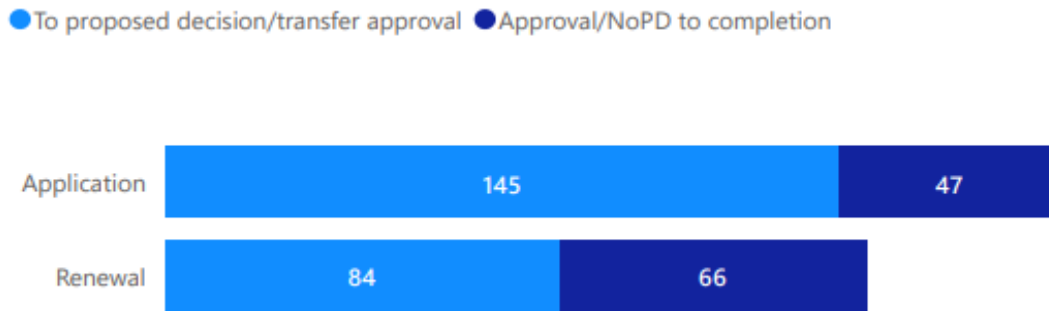


Figure 5 – Average processing days for coal mining titles by application stage

## Average end-to-end processing time by resource

Figures 6 and 7 below display the average number of days taken processing the applications determined in the quarter, broken down by application category and resource type (coal, mineral and petroleum).

## Exploration Licences

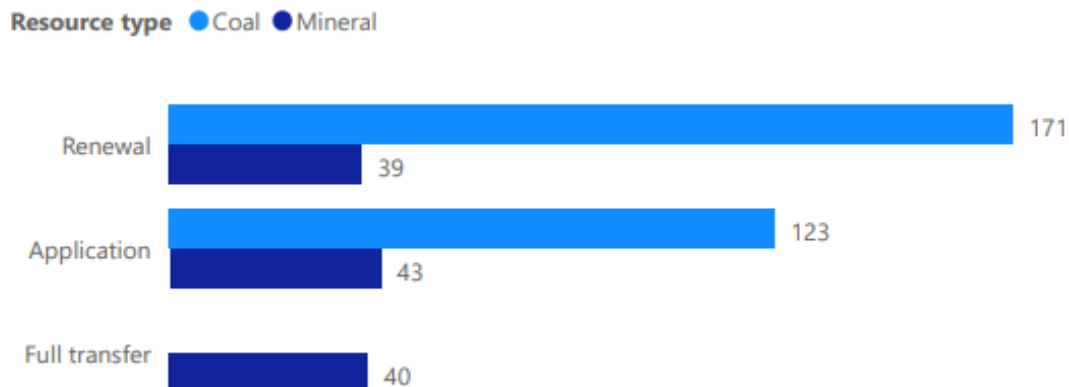


Figure 6 – Average processing days for exploration titles by resource type

## Mining Leases

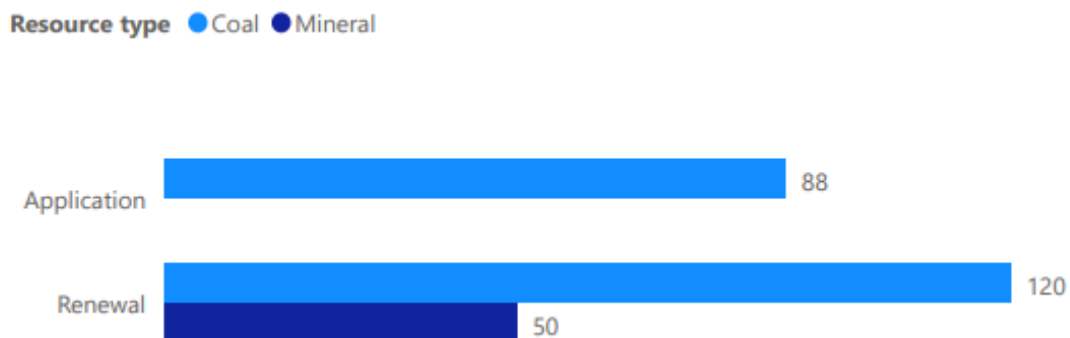


Figure 7 - Average processing days for mining titles by resource type

## Remaining pending applications

Figures 8 and 9 below detail the number of pending applications for grant, renewal, transfer and part transfer still under assessment with MEG. Figure 8 itemises the applications by type and resource, and figure 9 details when these applications were received. Please note that these pending applications do not include applications which form part of MEGs ageing dealings project (applications received prior to 1 January 2020). These are reported separately.

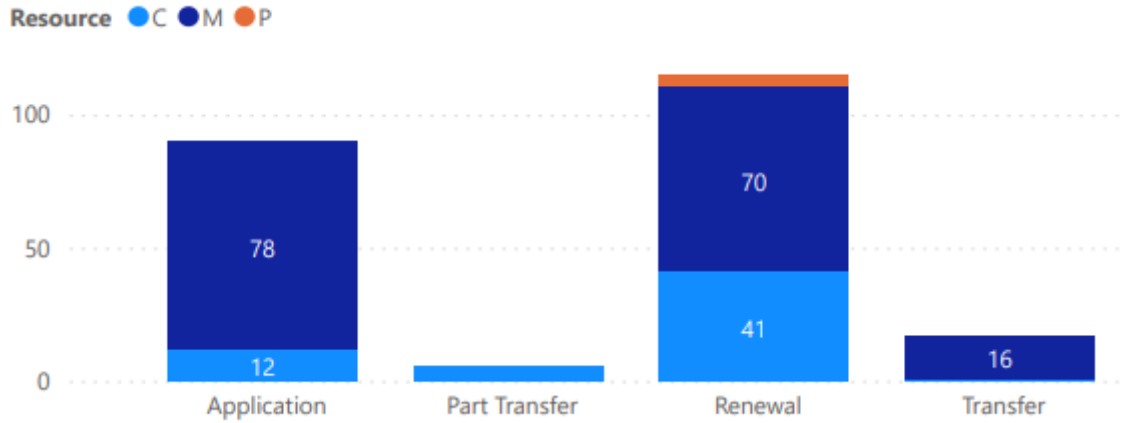


Figure 8 – Remaining pending applications by type and resource

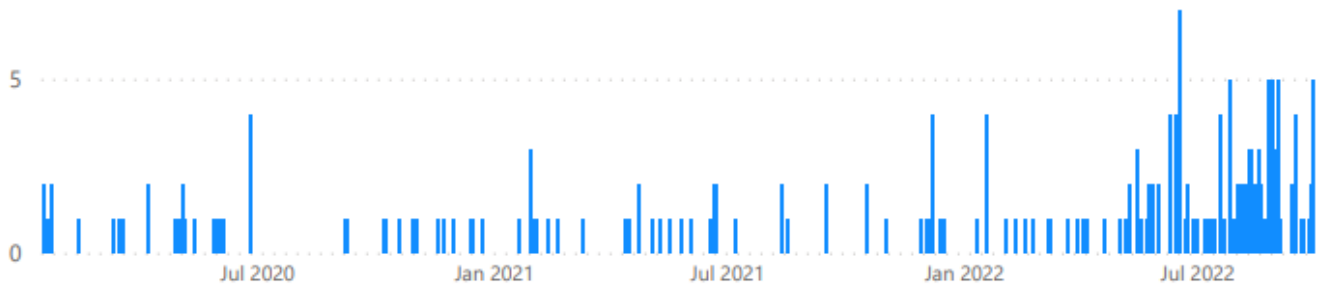


Figure 9 – Remaining pending applications by received date

Figure 10 below identifies how many pending applications currently have their processing clock stopped under the exception management principles. This is itemised by application type and resource type.

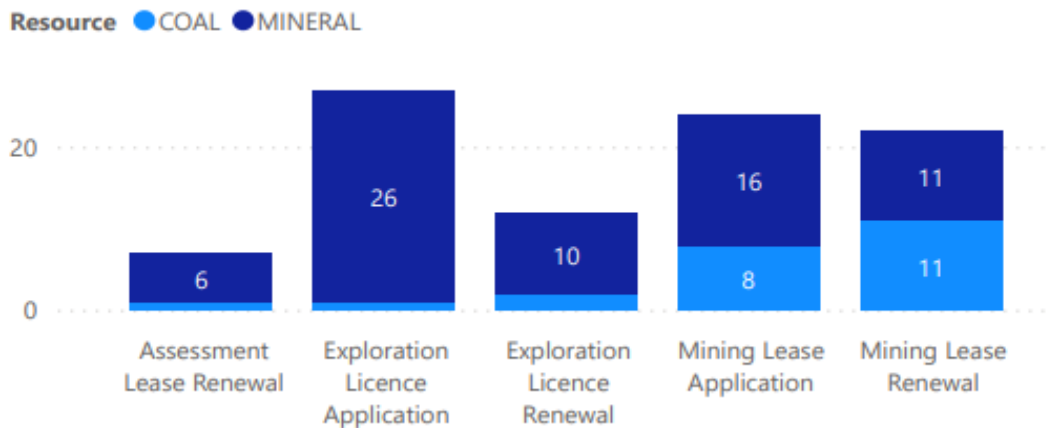


Figure 10 – Pending applications on 'stop-the-clock'



## Ageing Dealings Project

The Ageing Dealings Project reviews and finalises long standing applications including complex legacy matters that have been pending with MEG for a prolonged time. The items within the scope of the project are those applications lodged with MEG prior to 1 January 2020 that were pending completion at that date.

In addition to the internal triage of these applications to determine priority of processing, MEG also communicates with industry to prioritise assessments according to operational need.

There were 662 matters within scope of this project.

At the end of Quarter 3 2022, 309 matters had been completed.

Figure 11 below shows the monthly progression of completed matters by the Ageing Dealings Project, with completed items per month in the bars and a running total represented by the line graph.

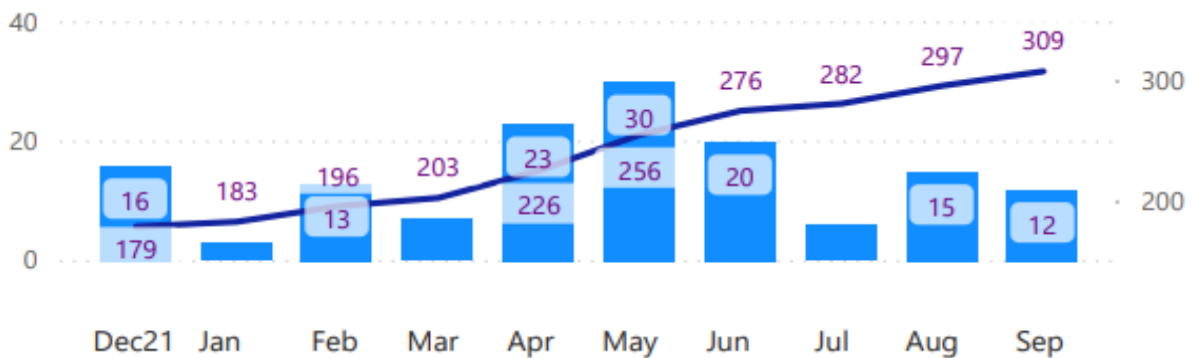


Figure 11 – Ageing dealings project items completed by month

Figure 12 below itemises the matters in the Ageing Dealings Project that have been completed and those that remain to be completed. Most matters to resolve are renewals, grants of new titles, and the finalisation of dead titles (including any related security actions).

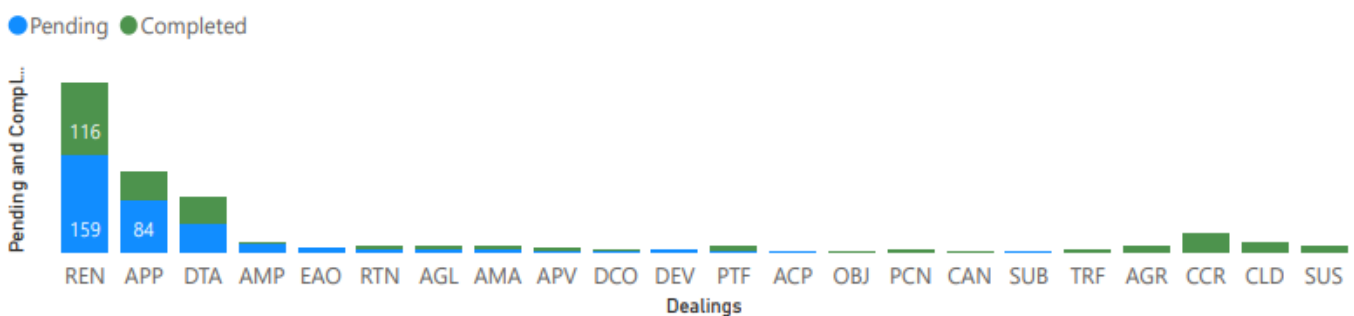


Figure 12 – Ageing Dealings Project dealings remaining © State of New South Wales through Department of Regional NSW 2022. The information contained in this publication is based on knowledge and understanding at the time of writing 7 October 2022. However, because of advances in knowledge, users are reminded of the need to ensure that the information upon which they rely is up to date and to check the currency of the information with the appropriate officer of the Department Regional NSW or the user's independent adviser.