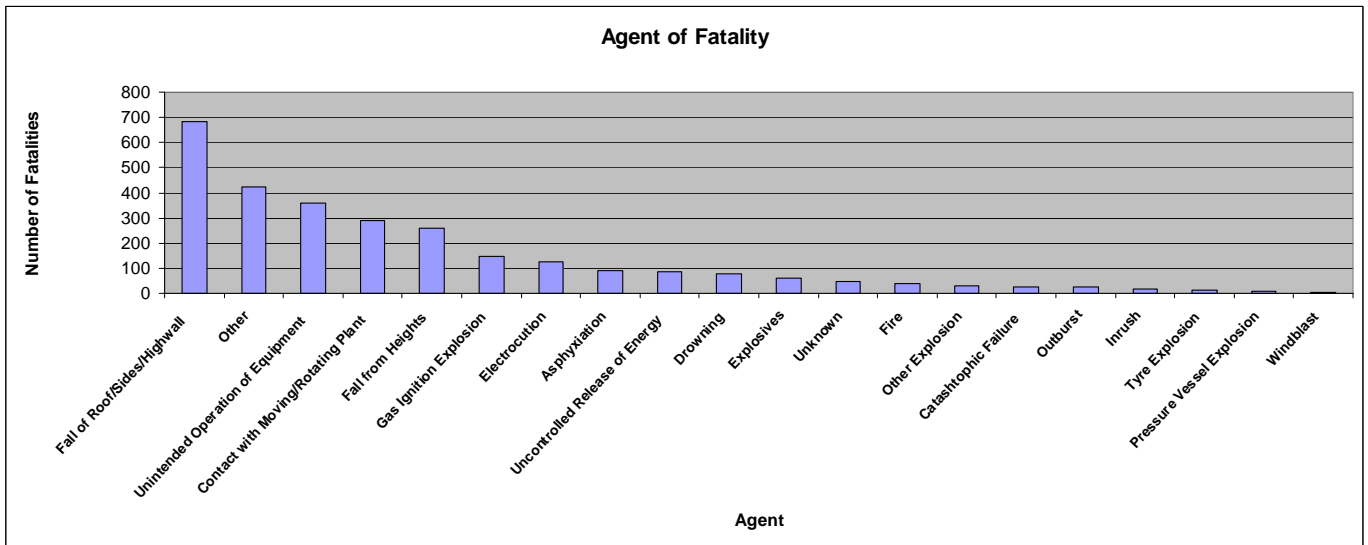


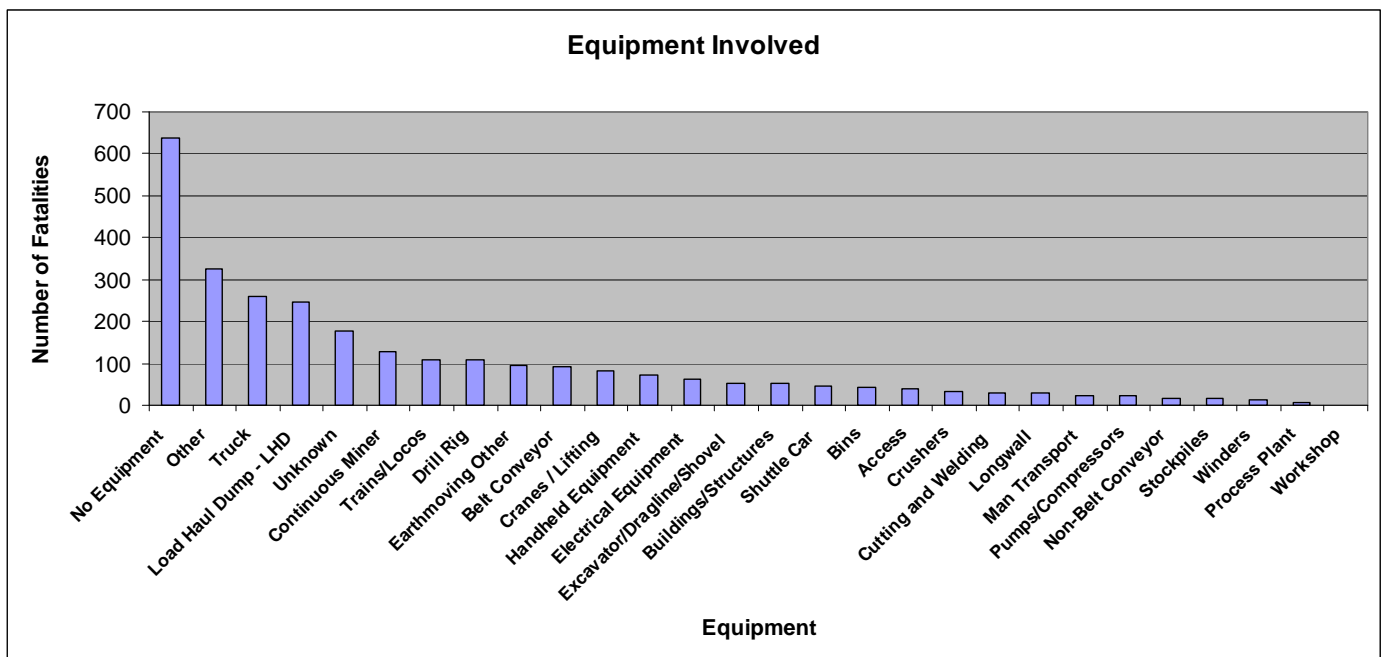
AGENT OF FATALITY

<b>Agent of Fatality</b>	
Fall of Roof/Sides/Highwall	685
Other	423
Unintended Operation of Equipment	360
Contact with Moving/Rotating Plant	291
Fall from Heights	261
Gas Ignition Explosion	147
Electrocution	127
Asphyxiation	91
Uncontrolled Release of Energy	88
Drowning	76
Explosives	62
Unknown	46
Fire	37
Other Explosion	29
Catashtophic Failure	28
Outburst	24
Inrush	19
Tyre Explosion	15
Pressure Vessel Explosion	7
Windblast	3
	<b>2819</b>

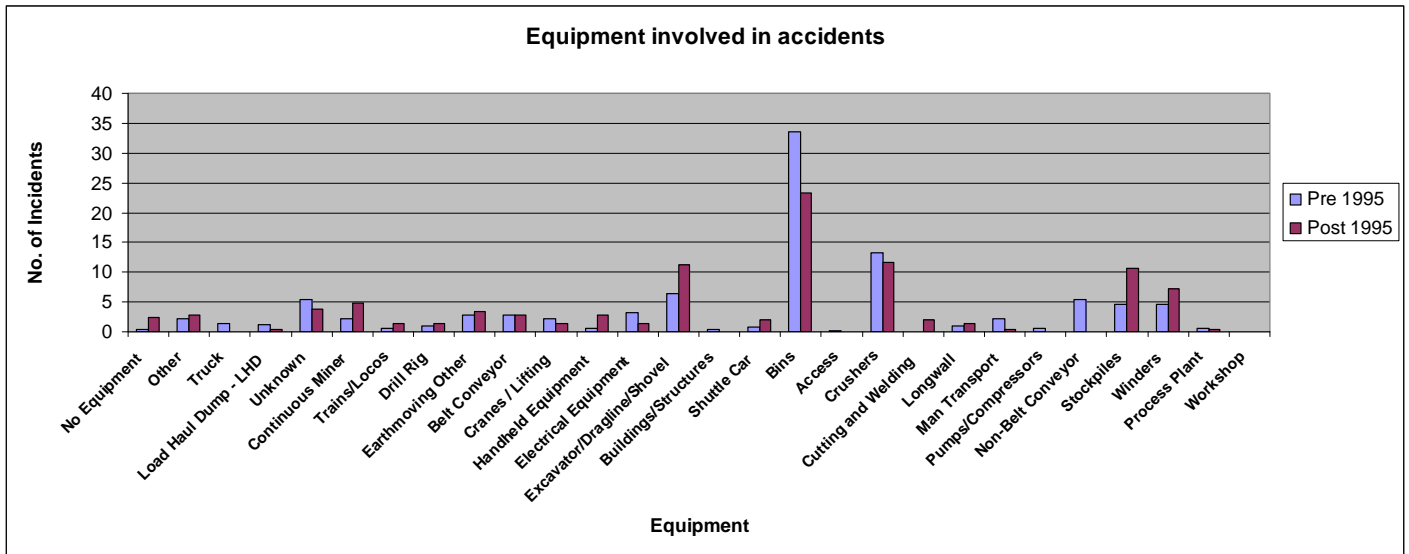


EQUIPMENT INVOLVED POST 95 & US

Equipment Involved Post 95 Aust and US)		AUST (Post 95)	%	USA	%	AUST	%	AUST (Pre 95)	%
No Equipment	636	5	2.427184	9	0.922131	10	0.722022	5	0.424088
Other	325	6	2.912621	45	4.610656	31	2.238267	25	2.120441
Truck	261	0	0	14	1.434426	17	1.227437	17	1.4419
Load Haul Dump - LHD	246	1	0.485437	30	3.07377	16	1.155235	15	1.272265
Unknown	178	8	3.883495	52	5.327869	71	5.126354	63	5.343511
Continuous Miner	129	10	4.854369	44	4.508197	36	2.599278	26	2.205259
Trains/Locos	108	3	1.456311	19	1.946721	10	0.722022	7	0.593723
Drill Rig	107	3	1.456311	15	1.536885	14	1.01083	11	0.932994
Earthmoving Other	94	7	3.398058	23	2.356557	39	2.815884	32	2.714165
Belt Conveyor	93	6	2.912621	39	3.995902	39	2.815884	33	2.798982
Cranes / Lifting	82	3	1.456311	31	3.17623	28	2.021661	25	2.120441
Handheld Equipment	71	6	2.912621	26	2.663934	14	1.01083	8	0.678541
Electrical Equipment	64	3	1.456311	19	1.946721	41	2.960289	38	3.22307
Excavator/Drumline/Shovel	54	23	11.16505	94	9.631148	99	7.148014	76	6.446141
Buildings/Structures	52	0	0	7	0.717213	5	0.361011	5	0.424088
Shuttle Car	47	4	1.941748	11	1.127049	14	1.01083	10	0.848176
Bins	43	48	23.30097	142	14.54918	443	31.98556	395	33.50297
Access	40	0	0	5	0.512295	2	0.144404	2	0.169635
Crushers	34	24	11.65049	114	11.68033	181	13.06859	157	13.31637
Cutting and Welding	31	4	1.941748	0	0	5	0.361011	1	0.084818
Longwall	28	3	1.456311	6	0.614754	16	1.155235	13	1.102629
Man Transport	23	1	0.485437	18	1.844262	28	2.021661	27	2.290076
Pumps/Compressors	22	0	0	10	1.02459	6	0.433213	6	0.508906
Non-Belt Conveyor	17	0	0	26	2.663934	65	4.693141	65	5.513147
Stockpiles	17	22	10.67961	153	15.67623	77	5.559567	55	4.66497
Winders	12	15	7.281553	23	2.356557	70	5.054152	55	4.66497
Process Plant	5	1	0.485437	1	0.102459	8	0.577617	7	0.593723
Workshop	0	0	0	0	0	0	0	0	0
	<b>2819</b>	<b>206</b>		<b>976</b>		<b>1385</b>		<b>1179</b>	

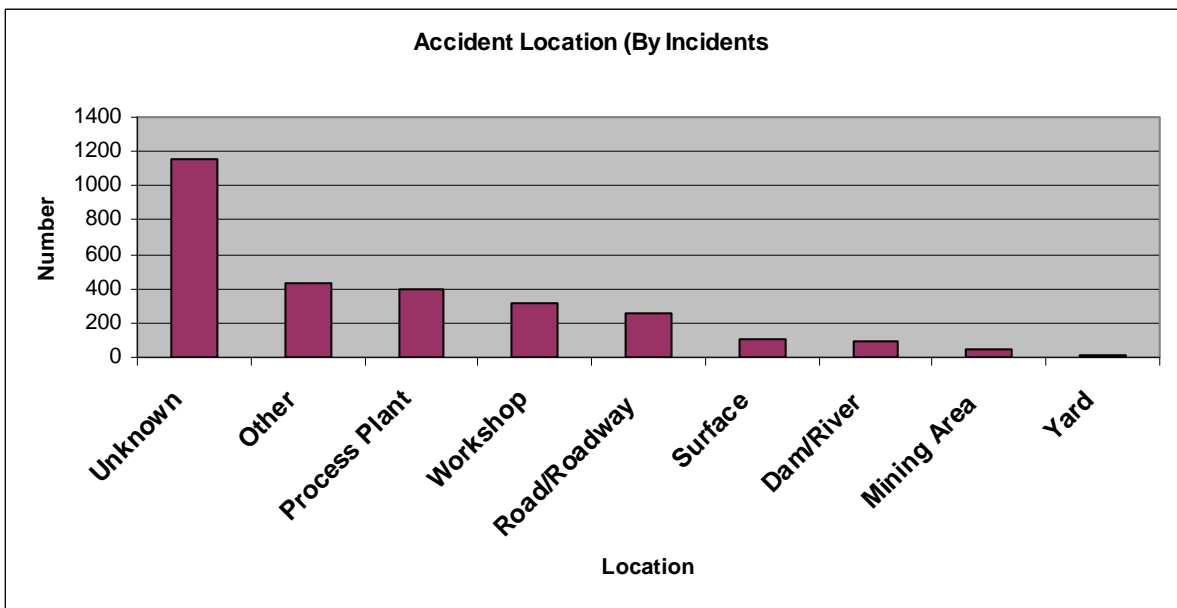
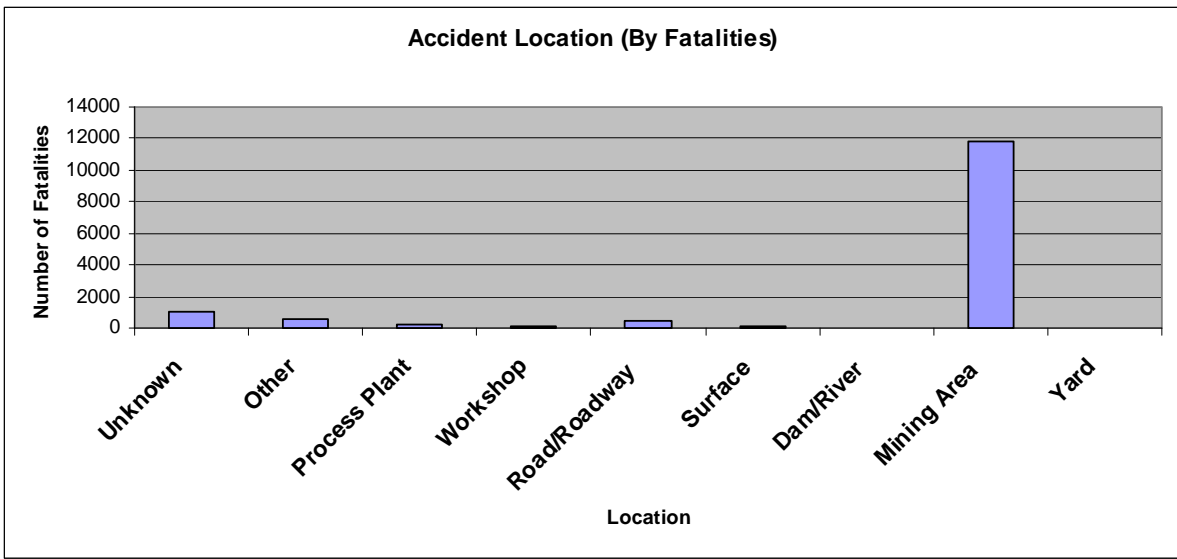


EQUIPMENT INVOLVED POST 95 & US

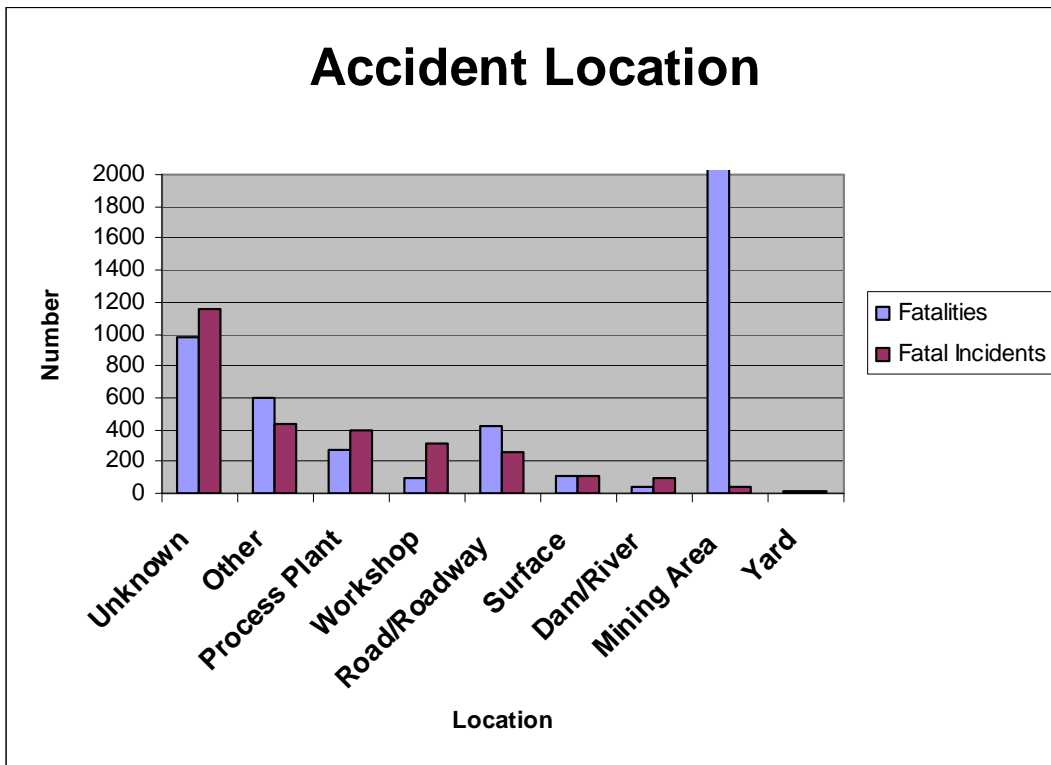


ACCIDENT LOCATION

Accident Location	Fatalities	Incidents
Unknown	978	1158
Other	592	434
Process Plant	268	398
Workshop	94	314
Road/Roadway	421	261
Surface	108	104
Dam/River	44	92
Mining Area	11814	44
Yard	15	14
	<b>14334</b>	<b>2819</b>

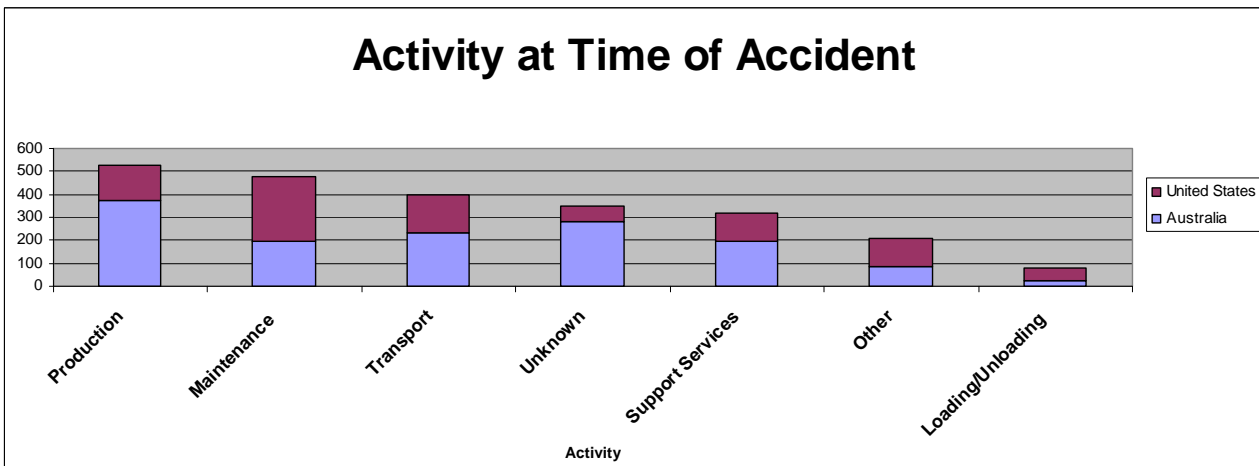
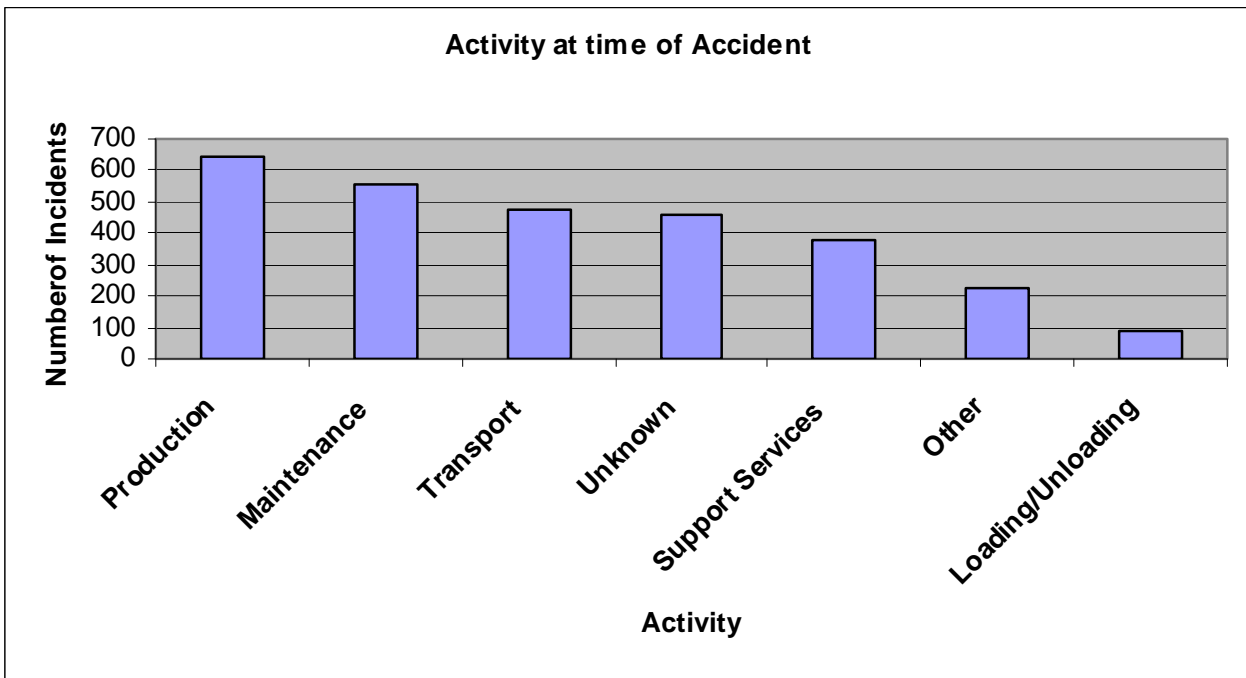


## ACCIDENT LOCATION

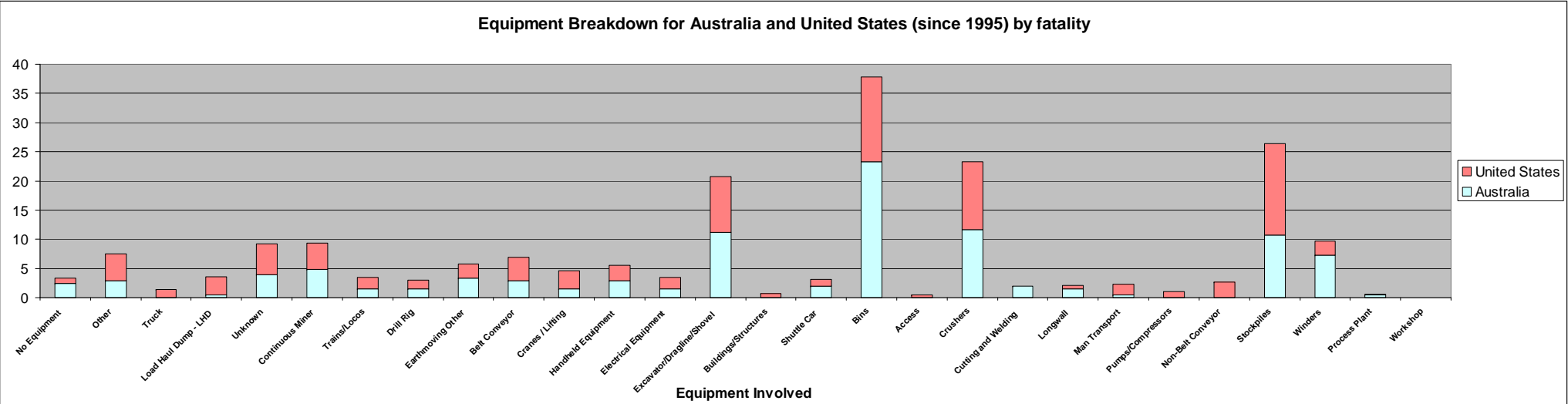


ACTIVITY AT TIME OF ACCIDENT

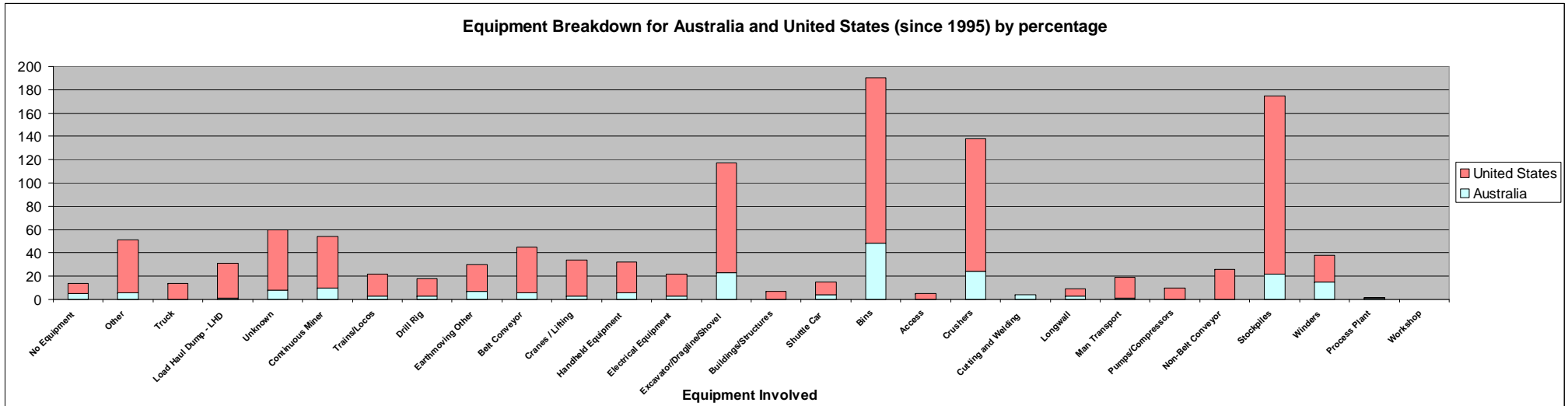
Activity at Time of Accident	AUST	US	Other	
Production	371	158	112	641
Maintenance	197	283	75	555
Transport	232	163	78	473
Unknown	284	62	116	462
Support Services	193	127	56	376
Other	84	126	14	224
Loading/Unloading	24	57	7	88
	1385	976	458	<b>2819</b>



EQUIPMENT BREAKDOWN FOR AUSTRALIA AND UNITED STATES (SINCE 1995) BY FATALITY



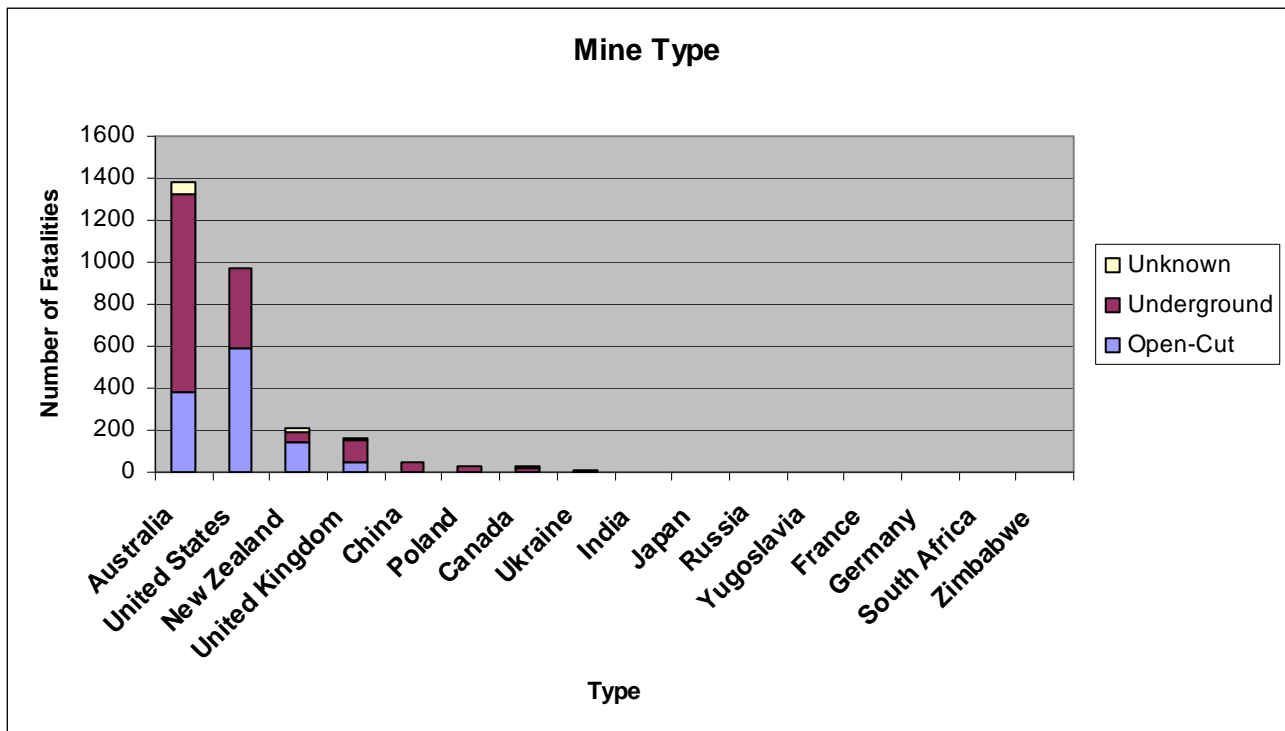
### EQUIPMENT BREAKDOWN FOR AUSTRALIA AND UNITED STATES (SINCE 1995) BY PERCENTAGE





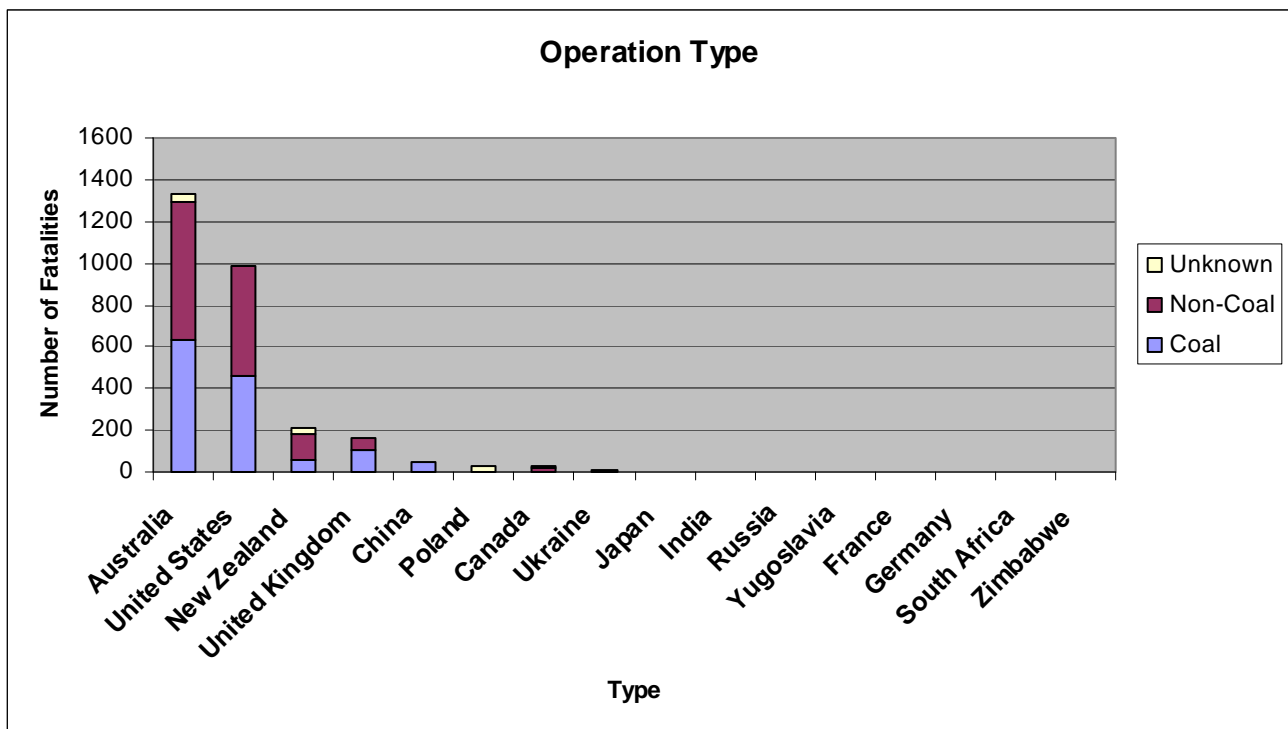
OPERATION TYPE BREAKDOWN

	Open Cut	Underground	Unknown	
<b>Australia</b>	383	941	54	1345
<b>United States</b>	588	380	8	976
<b>New Zealand</b>	140	47	25	212
<b>United Kingdom</b>	46	109	6	161
<b>China</b>	0	48	0	48
<b>Poland</b>	0	29	0	29
<b>Canada</b>	4	14	10	28
<b>Ukraine</b>	0	6	0	6
<b>India</b>	0	3	0	3
<b>Japan</b>	0	4	0	3
<b>Russia</b>	0	2	0	2
<b>Yugoslavia</b>	0	2	0	2
<b>France</b>	0	1	0	1
<b>Germany</b>	0	1	0	1
<b>South Africa</b>	0	1	0	1
<b>Zimbabwe</b>	0	1	0	1
<b>Total</b>	1161	1589	103	<b>2819</b>



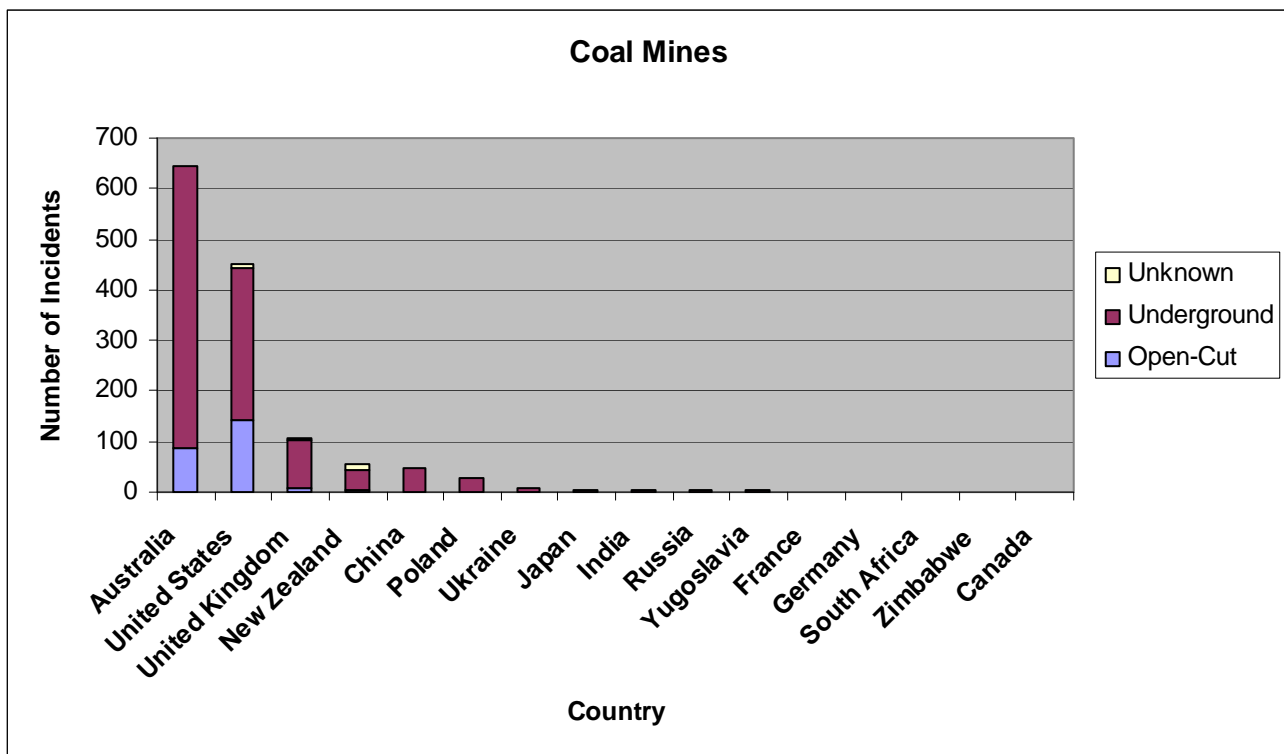
MINE TYPE BREAKDOWN

	Coal	Non-Coal	Unknown	
<b>Australia</b>	636	658	41	1335
<b>United States</b>	459	526	0	985
<b>New Zealand</b>	55	131	26	212
<b>United Kingdom</b>	105	56	0	161
<b>China</b>	48	0	0	48
<b>Poland</b>	0	0	29	29
<b>Canada</b>	0	22	6	28
<b>Ukraine</b>	6	0	0	6
<b>Japan</b>	4	0	0	4
<b>India</b>	3	0	0	3
<b>Russia</b>	2	0	0	2
<b>Yugoslavia</b>	2	0	0	2
<b>France</b>	1	0	0	1
<b>Germany</b>	1	0	0	1
<b>South Africa</b>	1	0	0	1
<b>Zimbabwe</b>	1	0	0	1
<b>Total</b>	1324	1393	102	<b>2819</b>



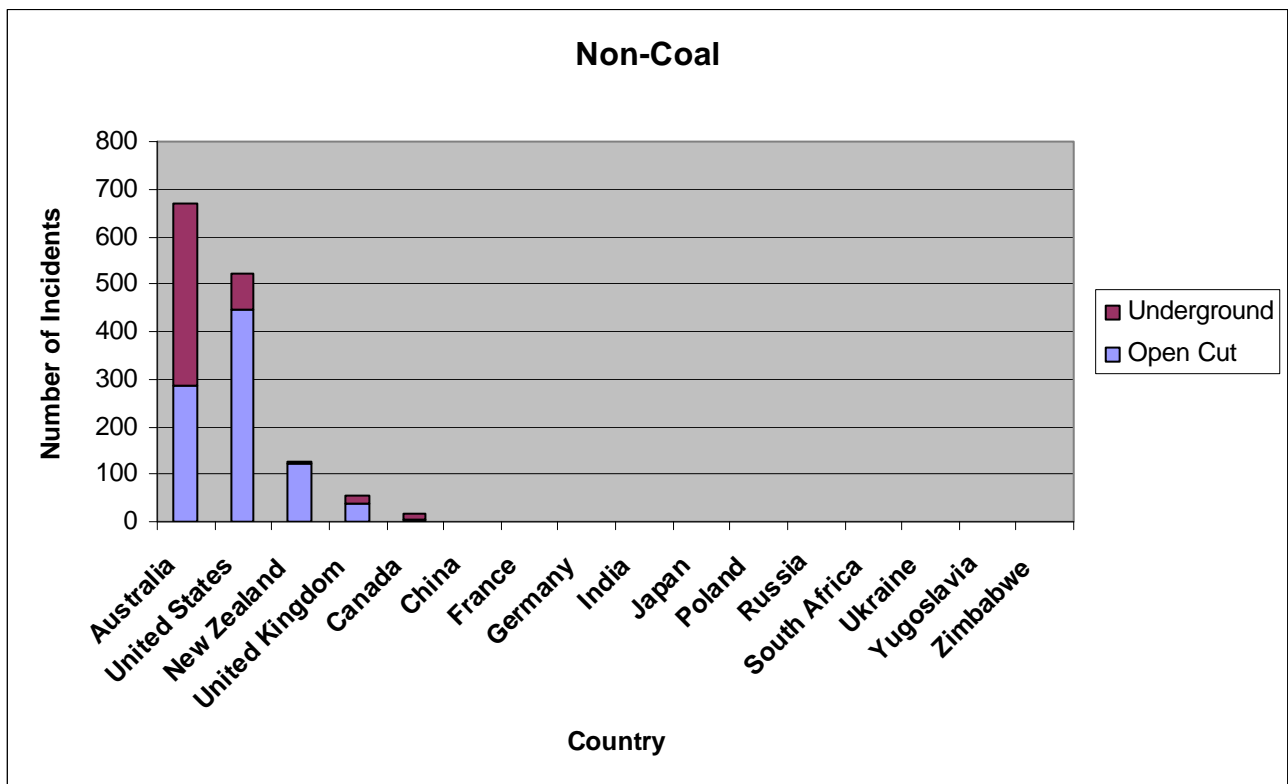
COAL MINES BREAKDOWN

	Open Cut	Underground	Unknown	
<b>Australia</b>	87	556	0	643
<b>United States</b>	143	301	8	452
<b>United Kingdom</b>	6	95	4	105
<b>New Zealand</b>	5	37	13	55
<b>China</b>	0	48	0	48
<b>Poland</b>	0	29	0	29
<b>Ukraine</b>	0	6	0	6
<b>Japan</b>	0	4	0	4
<b>India</b>	0	3	0	3
<b>Russia</b>	0	2	0	2
<b>Yugoslavia</b>	0	2	0	2
<b>France</b>	0	1	0	1
<b>Germany</b>	0	1	0	1
<b>South Africa</b>	0	1	0	1
<b>Zimbabwe</b>	0	1	0	1
<b>Canada</b>	0	0	0	0
<b>Total</b>	241	1087	25	1353



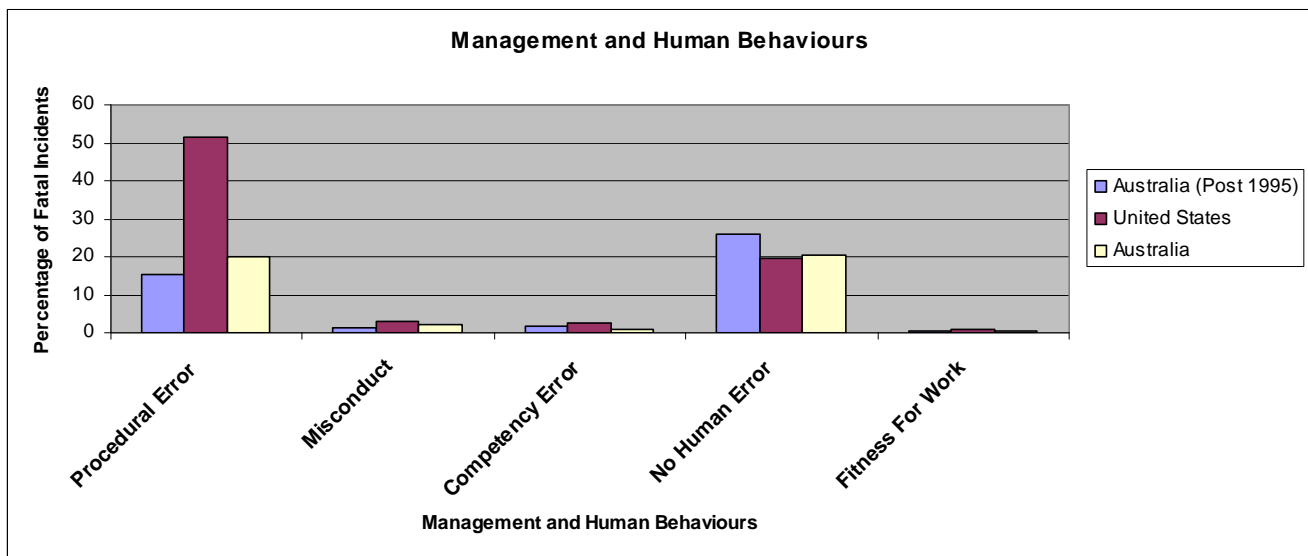
NON COAL MINES BREAKDOWN

	Open Cut	Underground	
<b>Australia</b>	288	381	669
<b>United States</b>	445	79	524
<b>New Zealand</b>	123	5	128
<b>United Kingdom</b>	40	14	54
<b>Canada</b>	4	14	18
<b>China</b>	0	0	0
<b>France</b>	0	0	0
<b>Germany</b>	0	0	0
<b>India</b>	0	0	0
<b>Japan</b>	0	0	0
<b>Poland</b>	0	0	0
<b>Russia</b>	0	0	0
<b>South Africa</b>	0	0	0
<b>Ukraine</b>	0	0	0
<b>Yugoslavia</b>	0	0	0
<b>Zimbabwe</b>	0	0	0
<b>Total</b>	900	493	1393



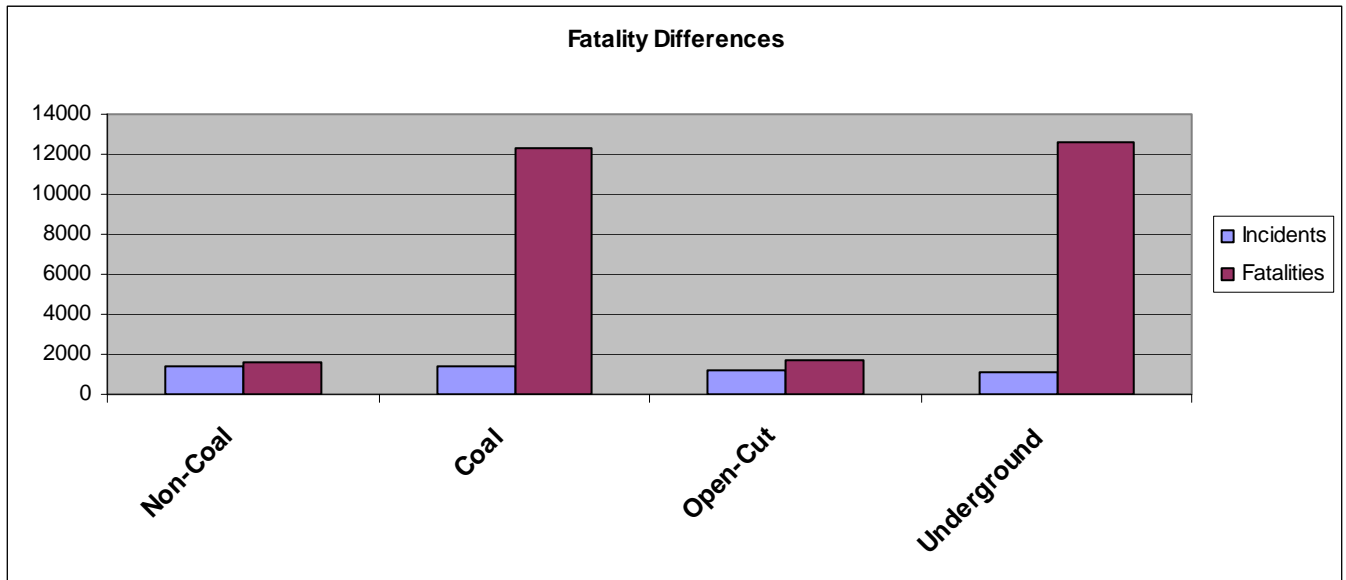
MANAGEMENT AND HUMAN BEHAVIOUR AUSTRALIA VS. UNITED STATES (POST 95)

Management and Human Behaviour Australia Vs. United States (Post 95)	AUST (Post 95)	%	US	%	AUS	%
<b>Procedural Error</b>	28	15.46961326	510	51.30785	267	20.01499
<b>Misconduct</b>	2	1.104972376	29	2.917505	27	2.023988
<b>Competency Error</b>	3	1.657458564	27	2.716298	9	0.674663
<b>No Human Error</b>	47	25.96685083	195	19.61771	271	20.31484
<b>Fitness For Work</b>	1	0.552486188	7	0.704225	6	0.449775
<b>Unknown</b>	100	35.58718861	226	18.52459	754	36.11111
	181		994		1334	



### DIFFERENCES IN FATALITIES AND INCIDENTS

	Incidents	Fatalities
<b>Non-Coal</b>	1396	1578
<b>Coal</b>	1423	12262
<b>Open-Cut</b>	1219	1672
<b>Underground</b>	1147	12621



### EQUIPMENT FIT FOR PURPOSE ASPECTS

<b>Equipment Fit for Purpose Aspects</b>	
None	1095
Unknown	707
Isolation	330
Guarding/Access/Egress	291
Temporary Roof Support	100
Structural Failure	84
Blockage	63
Brakes	61
ROPS/FOPS	27
Tyres/Rims	25
Rope	18
Remote Control	16
	<b>2817</b>

