



Regional
NSW

Quarterly Performance Report Quarter 4 2021

Service Delivery Standards under the Mining Act 1992

March 2022



Published by the Department of Regional NSW

nsw.gov.au/regionalnsw

Title: Quarterly Performance Report – Quarter 4 2021

Subtitle: Service Delivery Standards under the Mining Act 1992

First published: March 2022

Department reference number: RDOC22/33240

More information

Document owner: Title Assessments, Mining, Exploration and Geoscience

Authorised by: Jamie Tripodi

Document controller: Chris Berry

Address: 516 High Street, Maitland NSW, PO Box 344, Hunter Region Mail Centre NSW 2310

resource.operations@planning.nsw.gov.au

<https://www.regional.nsw.gov.au/meg/industry-support/service-delivery-standards>

Document control

Amendment schedule

Date	Version #	Amendment
March 2022	1.0	First published

© State of New South Wales through Department of Regional NSW 2022. You may copy, distribute, display, download and otherwise freely deal with this publication for any purpose, provided that you attribute the Department of Regional NSW as the owner. However, you must obtain permission if you wish to charge others for access to the publication (other than at cost); include the publication in advertising or a product for sale; modify the publication; or republish the publication on a website. You may freely link to the publication on a departmental website.

Disclaimer: The information contained in this publication is based on knowledge and understanding at the time of writing (March 2022) and may not be accurate, current or complete. The State of New South Wales (including the NSW Department of Regional NSW), the author and the publisher take no responsibility, and will accept no liability, for the accuracy, currency, reliability or correctness of any information included in the document (including material provided by third parties). Readers should make their own inquiries and rely on their own advice when making decisions related to material contained in this publication

Contents

Executive Summary	1
Quarterly Wrap-Up	1
Overview	1
Processing timeframes	1
Quarter 3 2021	1
Performance overview	1
Historic performance trend	2
Average processing time by stage	3
Mineral Exploration Licences	3
Coal Exploration Licences	4
Mineral Mining Leases	4
Coal Mining Leases	4
Average end-to-end processing time by resource	5
Exploration Licences	5
Mining Leases	5
Remaining pending applications	5

Executive Summary

Quarterly Wrap-Up

Following consultation with peak industry bodies, a new suite of Service Delivery Standards, performance measures and reporting framework has been adopted by MEG for staged introduction from Q4 2021. This framework adopts an end-to-end process and has been retrospectively applied to work on hand for this quarter.

An anticipated reduction in performance against the new measures compared to previous performance baselines was experienced. For transparency, matters that had previously been in reporting on under the previous framework (based on notice of proposed decision) were also included in this quarterly report. Should these matters have been discounted, performance for matters finalised this quarter would have seen 72% meet target dates. MEG Assessments and Systems will continue to integrate operating and procedural practices against this framework and current legislative reform agendas to increase efficiencies for decision making and clarity for stakeholders.

Whilst this report presents performance against change-in-control (CIC) approval, MEG recently reformed this condition of exploration licences and assessment leases to require notification rather than approval. Accordingly, future reports will not present on CIC matters. For more information on CIC condition amendments please contact us via resource.operations@planning.nsw.gov.au or on (02) 4063 6600.

Overview

This report provides a summary of the performance for title assessments and application processing within the Department of Regional NSW's Mining, Exploration and Geoscience (MEG) division for Quarter 4 2021 (1 October 2021 to 31 December 2021).

MEG's performance is reported against the Service Delivery Standards ('target dates') which define target timeframes for the processing of applications under the Mining Act 1992. Service Delivery Standards and 'Target dates' are published by MEG at:

<https://www.regional.nsw.gov.au/meg/industry-support/service-delivery-standards>

Processing timeframes

Processing timeframes for title applications, renewals, transfers, part transfers and changes in control commence when a complete application, including payment of relevant application fees and all required supporting information, is received by MEG. If an application is deficient, the applicant is notified and given 10 business days to submit all required supporting information. Processing timeframes for Stage 1 ends when the applicant is notified of the proposed decision for the application. Processing timeframes for Stage 2 ends when the applicant is notified of the final decision for the application.

Exception management (stop-the-clock) principles apply when circumstances beyond the control of MEG's process prevent the valid assessment of an application. The exception management principles can be found at the link above.

Quarter 3 2021

Performance overview

The following chart (Figure 1) details the performance of decisions as measured against the target dates for Quarter 4 2021. The 'target date' represents an end-to-end application process (application to final decision) that incorporates the title instrument being issued as the final step (or

letter of approval for change in control). Table 1 below shows how many applications for grant, renewal, transfer, part transfer, and changes in control were completed within the 'target date' within this quarter, by resource (mineral or coal), and by application type.

During this quarter:

- 47 exploration licences were granted
- 23 exploration licences were renewed
- 7 mining leases were granted
- 1 mining lease was renewed
- 9 transfers were registered
- 17 changes in control were approved

Of these, **57 per cent** met the target timeframe.

Historic performance trend

Figure 1 below shows the historic trend in the reported service delivery standard performance each quarter.

Figure 1 – Historic trend of service delivery standard performance (for all application types measured)



Table 1: Service performance for Quarter 4 2021

Service performance for Quarter 4 – 1 October 2021 to 31 December 2021				
Application type	Total Matters	Met Target Date	Missed Target Date	Service Performance %
MINERAL				
Exploration licence applications	47	24	23	51%
Exploration licence renewals	20	15	5	75%
Assessment lease applications	0	0	0	N/A
Assessment lease renewals	0	0	0	N/A

Mining lease applications	3	1	2	33%
Mining lease renewals	1	0	1	0%
COAL				
Exploration licence applications	0	0	0	N/A
Exploration licence renewals	3	1	2	33%
Assessment lease applications	0	0	0	N/A
Assessment lease renewals	0	0	0	N/A
Mining lease applications	4	1	3	25%
Mining lease renewals	0	0	0	N/A
OTHER				
Transfers	9	5	4	56%
Part Transfers	0	0	0	N/A
Change in Control	17	12	5	71%
Total	104	59	45	57%*

*Note: overall result reflects inclusion of matters that had been reported against previous reporting framework. Exclusion of these cases for reporting purposes would result in 72% of Q4 finalised matters meeting target dates.

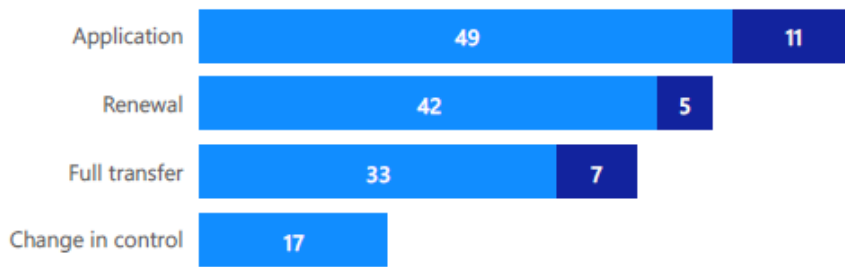
Average processing time by stage

Figures 2, 3 and 4 below display the average number of days taken to process the applications determined in Quarter 4 2021, broken down by application category and application stage (from submission to notice of proposed decision, customer acceptance to final notice etc).

Mineral Exploration Licences

Figure 2 – Average processing days for mineral exploration titles by application stage – Q4 2021


● To proposed decision/transfer approval ● Approval/NoPD to completion



Coal Exploration Licences

Figure 3 – Average processing days for coal exploration titles by application stage – Q4 2021


● To proposed decision/transfer approval ● Approval/NoPD to completion



Mineral Mining Leases

Figure 4 – Average processing days for mineral mining titles by application stage – Q4 2021

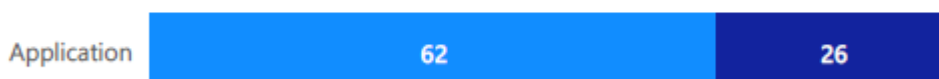
● To proposed decision/transfer approval ● Approval/NoPD to completion



Coal Mining Leases

Figure 5 – Average processing days for coal mining titles by application stage – Q4 2021

● To proposed decision/transfer approval ● Approval/NoPD to completion

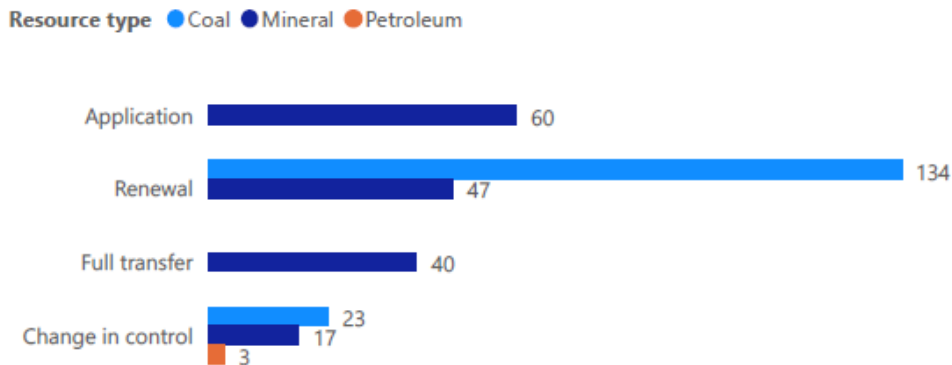


Average end-to-end processing time by resource

Figures 6 and 7 below display the average number of days taken processing the applications determined in Quarter 4 2021, broken down by application category and resource type (coal, mineral and petroleum).

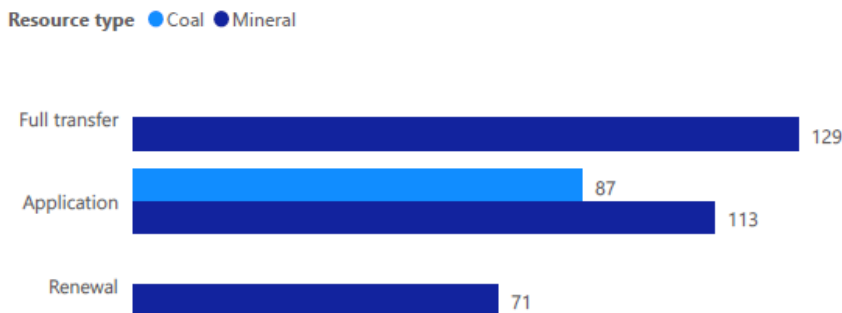
Exploration Licences

Figure 6 – Average processing days for exploration titles by resource type – Q4 2021



Mining Leases

Figure 7 - Average processing days for mining titles by resource type – Q4 2021



Remaining pending applications

Figures 8 and 9 below detail the number of pending applications for grant, renewal, transfer/part transfer and change in control still under assessment within MEG. Figure 8 itemises the applications by type and resource, and figure 9 details when these applications were received. Please note that these pending applications do not include applications which form part of MEGs ageing dealings project (applications received prior to 1 January 2020). These are reported on separately.

Figure 8 – Remaining pending applications by type and resource

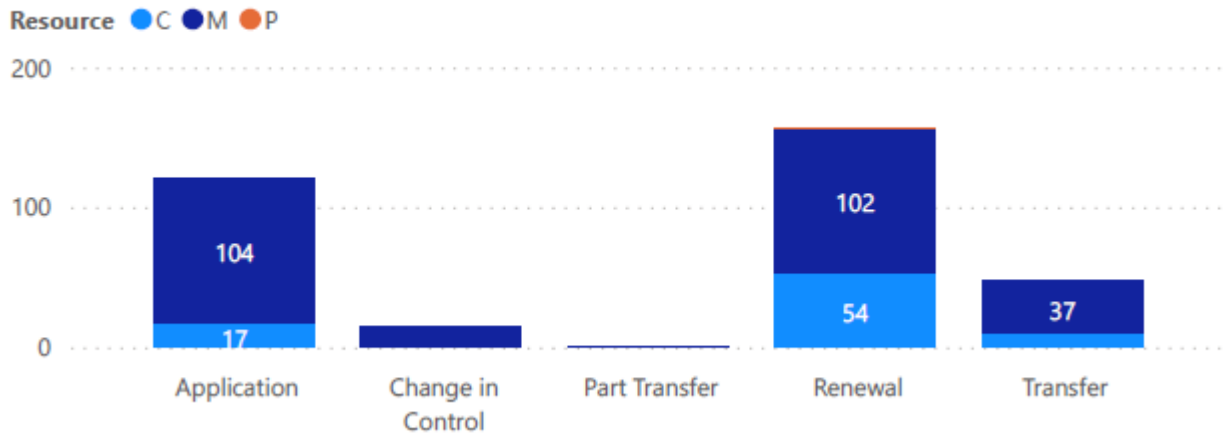


Figure 9 – Remaining pending applications by received date

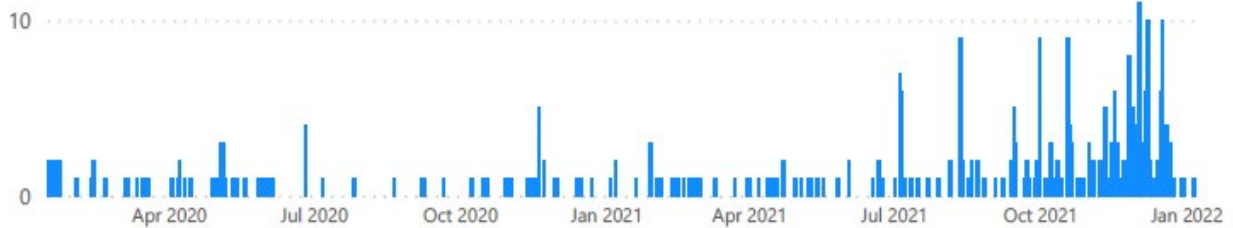


Figure 10 below identifies how many pending applications currently have their processing clock stopped under the exception management principles. This is itemised by application type and resource type.

Figure 10 – Pending applications on ‘stop-the-clock’

